



SNS COLLEGE OF TECHNOLOGY

Coimbatore - 35



23BAE734 – Visual Analytic and Storytelling

Unit II – Tools and Techniques



Presented by

Ms.S.D.Shamini
Design Thinker

Redesigning Common Mind & Business Towards Excellence



www.smsgroups.com



Build an Entrepreneurial Mindset Through Our Design Thinking FrameWork



Guess the Topic!!!



Introduction to
Power BI





Recap

- Reason to Study Tableau
- Tableau Meaning
- Key Features of Tableau
- Components of Tableau Server
- Tableau Data Terminology
- Master Tableau
- Pros & Cons; Advantages & Disadvantages of Tableau





Discussion about....

- Reason to Study Power BI
- Power BI
- Key Features and Architecture of Power BI
- Components of Power BI
- Benefits & Limitations of Power BI & Tableau
- Top 10 Key Business Benefits of using Power BI
- Pros and Cons; Advantages & Disadvantages





Reason to study Power BI



A few roles for which Power BI skills might be required



Data analysts



Business analysts



Data scientists



Business intelligence architects



IT professionals



Power BI specialists



Business intelligence consultants



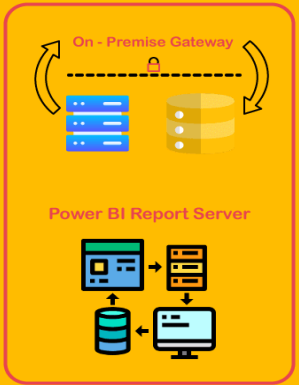
Business intelligence developers



Power BI



On-Premise



Power BI Service

Free

- Export Data
- Data Limit 10GB / User
- Ask a question about your data
- Data Alerts
- Natural Language Query (Q/A)
- SQL Server
- Tiles pinned from SSRS
- Consume live data Sources (Direct query)
- Consume Content that's scheduled to refresh hourly (can schedule 8 refreshes)
- Access Datasets in Power BI Services
- Consuming streaming data 1M rows/Hour
- Access on-premise data using personal or on-premise Dat Gateway
- Control data access with Row Level Security for Views & Reports
- Mobile Devices (iOS, Windows, Android)

Pro

- Create View & Share Personal Dashboards & Reports
- Apps & App Workspaces
- Usage Metrics
- Email Subscriptions
- Create, publish & view Organizational Content Packs
- Analyze in Excel
- SharePoint Modern Web Parts
- Collaborate using Group Workspaces

Premium

- Dedicated Node Capacity
- 100TB Storage for each Capacity Provisioned
- Higher refresh rates upto 48 per day
- Noisy Neighbour Isolation
- Incremental Refresh
- Pinning Datasets to Memory
- Read - Only Replicas
- Future Release
- Large Data Sets
- Geographic Distribution
- Dedicated Data Refresh Nodes



Power BI Desktop

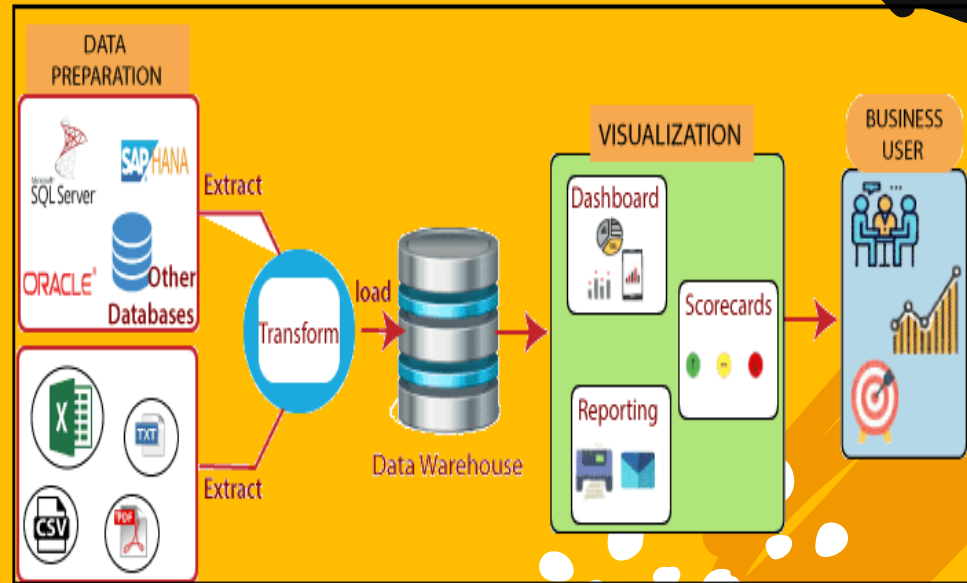
- Get Data from 40+ Sources
- Query Editor
- Reports view
- Tables view
- Relationships view
- New Columns
- New Measures
- New Tables
- Themes
- Roles
- Desktop Layout
- Phone Layout



Key Features and Architecture of Power BI

- 01 Data Sources
- 02 Data Visualization
- 03 Data Security
- 04 Data Preparation
- 05 Mobile Access
- 06 Collaboration
- 07 Real-time Data
- 08 Time Series Analysis

POWER BI ARCHITECTURE





Components of Power BI

5 Key Components of Power BI





BENEFITS AND LIMITATIONS OF POWER BI AND TABLEAU

powerbi

Benefits



- Relatively low price
- Integration with Microsoft products
- User-friendly
- Fast and secure data processing

Limitations



- Dependence on Microsoft products
- Difficulty to process complex data
- Limited Excel integration
- Narrowed customization capabilities

TABLEAU

- Advanced visualization capabilities
 - Multiple data connectivity
 - Numerous customization options
 - Great performance
-
- Relatively high price
 - Challenges with Microsoft integration
 - Limited real-time data support
 - Manual data updates



Top 10 Key Business Benefits of using Power BI

Top 10 Key business benefits of using Power BI

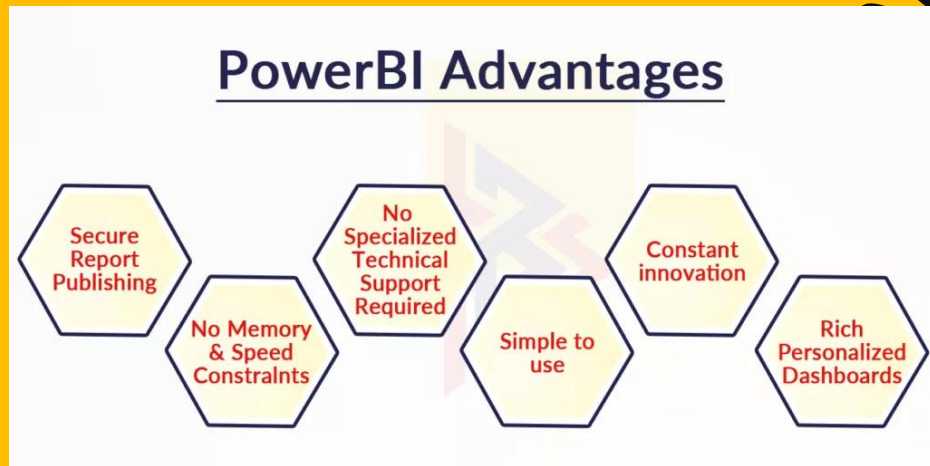




Pros and Cons; Advantages & Disadvantages

Pros and Cons of Power BI

Pros	Cons
Cost-effective	Crowded User Interface
Range of Custom Visualizations	Difficult to Understand & Master
High Data Connectivity	Rigid Formulas
Regular Updates	Limited Data Handling in Free Version
Integration with Excel	
Attractive Visualizations	



Disadvantages of Power BI

Despite its strengths, Power BI has some disadvantages such as a steep learning curve for beginners, limitations in complex data transformations, and the need for a robust IT infrastructure for large-scale deployments.



Knowledge Check

Which of the following components in Power BI is primarily used to create and share dashboards and reports?

- X A) Power BI Desktop
- B) Power BI Service
- C) Power BI Mobile
- D) Power Query

X **Answer:**

B) Power BI Service





Summary

- Reason to Study Tableau
- Tableau Meaning
- Key Features of Tableau
 - Components of Tableau Server
 - Tableau Data Terminology
 - Master Tableau
 - Pros & Cons; Advantages & Disadvantages of Tableau





References

➤ <https://intellipaat.com/blog/what-is-tableau/>





REACH US



snsinstitutions



snsinstitutions



snsinstitutions



snsinstitutions



snsinstitutions

Thanks!

