



SNS COLLEGE OF TECHNOLOGY



Coimbatore-36.

An Autonomous Institution

Accredited by NBA – AICTE and Accredited by NAAC – UGC with ‘A++’ Grade
Approved by AICTE, New Delhi & Affiliated to Anna University, Chennai

COURSE NAME : 23CST101– PROBLEM SOLVING & C PROGRAMMING

I YEAR/ I SEMESTER

UNIT – I INTRODUCTION TO PROBLEM SOLVING TECHNIQUES

Topic: Notation (Pseudo Code)

Mrs.A.Indhuja

Assistant Professor

Department of Computer Science and Engineering



Pseudo Code



What is Pseudo Code?

- Pseudo code consists of short, readable and formally styled English languages used for explain an algorithm.
- It does not include details like variable declaration, subroutines.
- It is easier to understand for the programmer or non programmer to understand the general working of the program.
- It is not a machine readable
- Pseudo code can't be compiled and executed.
- No standard syntax.

Pseudocode

```
IF a1 > a2  
    PRINT a1  
ELSE  
    PRINT a2
```

```
if a1 > a2:  
    print(a1)  
else:  
    print(a2)
```

```
if a1 > a2{  
    print(a1)  
}  
else{  
    print(a2)  
}
```

WTMatter



Pseudo Code

Guidelines for writing pseudo code:

- Write one statement per line
- Capitalize initial keyword
- End multiline structure
- Keep statements language independent

Common keywords used in pseudocode

begin ... end: These keywords are used to start and finish pseudocode.

Begin is the first line and end is the last line of pseudocode.

accept: This keyword is used to obtain an input from a user.

display: This keyword is used to present a result or an output.

if ... else... endif: These keywords are used in decision-making.

//: Comment

Do ... while, for ..., repeat ... until: Represent loop



Pseudo Code

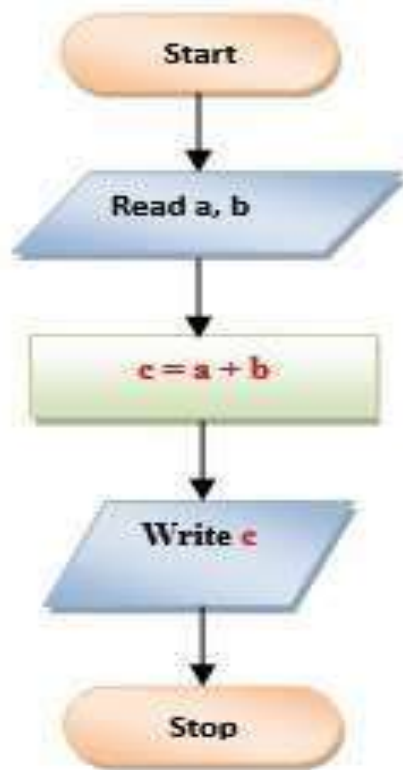
Example for Sequence Method:

To find sum of two numbers

Pseudo code

BEGIN
GET a,b
ADD $c=a+b$
PRINT c
END

Flowchart



Program

```
#include<stdio.h>

int main()
{
    int a, b, c;

    printf("Enter value of a: ");
    scanf("%d", &a);

    printf("Enter value of b: ");
    scanf("%d", &b);
    c = a+b;

    printf("Sum of given two numbers is: %d", c);

    return 0;
}
```



Pseudo Code

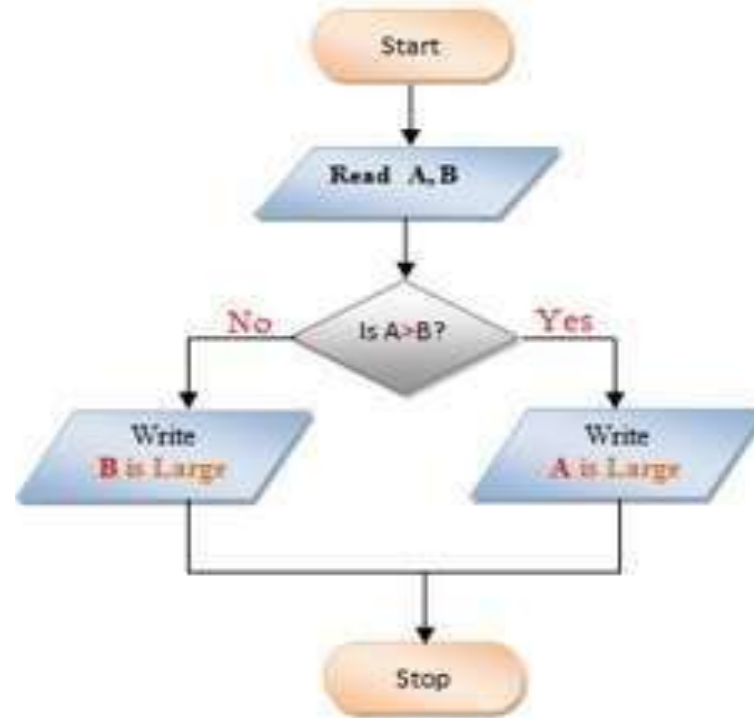
Example for Selection Method:

Greatest of two numbers

Pseudocode

```
PROGRAM PrintBiggerOfTwo:  
  Read A;  
  Read B;  
  IF (A>B)  
    THEN Print A;  
    ELSE Print B;  
  ENDIF;  
END.
```

Flowchart



Program

```
#include<stdio.h>  
  
int main()  
{  
  
  int A, B;  
  
  printf("Enter values of A, B: ");  
  scanf("%d %d", &A, &B);  
  
  if (A>B)  
    printf("A is Larger");  
  else  
    printf("B is Larger");  
  
  return 0;  
}
```



Pseudo Code

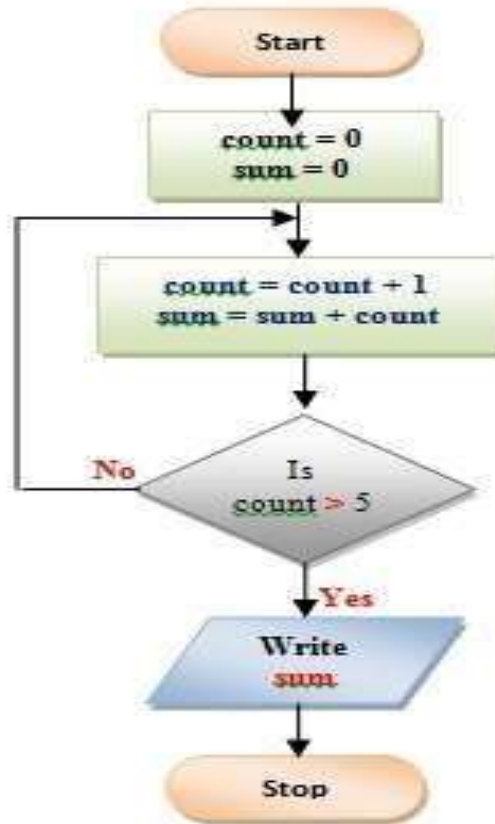
Example for Iteration Method:

Find the Sum of First Five Natural Numbers

Pseudo code

```
BEGIN
NUMBER counter, sum=0
FOR counter=1 TO 100 STEP 1 DO
    sum=sum+counter
ENDFOR
OUTPUT sum
END
```

Flowchart



Program

```
#include<stdio.h>
int main()
{
    int count, sum;
    sum = 0;
    for (count = 1; count<=5; count++)
    {
        sum = sum +count;
    }
    printf("Sum of 1st 5 numbers is: %d", sum);
    return 0;
}
```



Comparisons



| Algorithm | Flowchart | Pseudo code |
|--|---|--|
| An algorithm is a sequence of instructions used to solve a problem | It is a graphical representation of algorithm | It is a language representation of algorithm. |
| User needs knowledge to write algorithm. | not need knowledge of program to draw or understand flowchart | Not need knowledge of program language to understand or write a pseudo code. |



Thank
you

Thank you